



2025

2026 3

for Process

SQL AGENT

AI

AI

AI

" " " AI "

AI for Process

" AI Coding"

" AI+ "

AI for Process

AI

" " " "

2025

2025

"

"

"

"

975, 774, 437

5, 111, 464

970, 662, 973

10

0. 10

0

...

...


www.cninfo.com.cn

*ST		

			000555
			Digital China Information Service Group Company Ltd.
			DCITS
		82	3905

	www.cninfo.com.cn	
	10	18

	91440300726198124D						
	1						
	2	2001	2	16			
					TEC5200		
	3	2001	4	27			
					TEC5200		
	4	2001	5	28			TEC5200
	5	2007	7	16			TEC5200
	6	2010	7	19			TEC5200
	7	2014	2	26			
		2025	12	31			
						A	A
						38.02%	1
					32,412,428		43.57%
	2	2000	9	11			
	3	2000	9	7			
					19,897,057		24.32%
	4	2004	11	9			
						2010	2
	5	2013	12	30			
					194,770,055		45.17%
	6	2014	12	25			
							20,520,227
					431,214,014		451,734,241
					43.12%		
	7	2015	1	13			
							7,171,717
					458,905,958		42.44%
	8	2015	9	16			
							2015



9	2016	12	29			
				45,619,357		917,811,916
					963,431,273	40.43%
10	2019	10	31	2019		
				963,431,273		970,381,273
				40.14%		
11		2020	12	31	2019	
				975,768,827		
				39.92%		
12		2021	12	31		
				979,744,428		





	2025	2024	2023	
	-223,576.76	159,656.50	-262,089.67	
	23,496,925.63	2,355,016.85	7,570,705.37	
	9,621,859.81	-42,134,566.75	-75,253,033.71	
			6,603,773.59	
	16,084,160.92	12,142,051.60	10,857,673.61	
			719,849.11	
	518,559.75		58,729,050.99	
	4,495,594.99	5,544,003.60	-1,451,007.27	
	7,143,850.96	-14,622.58	6,227,991.92	
	2,398,655.83	1,176,846.62	1,510,050.66	
	44,451,017.55	-23,096,062.24	-223,120.56	--



1 ---



1 ---

IT IT

" + + + "

" - - "

" "

3 6 12 100 400 2000
130 40 600 20 100 20
AI AI

50 2025 IDC 7 IDC 50
50 50 TOP50 TOP30
100 92

ISO/TC68/AG6

TC28/SC42 TC180/WG6 AI Coding AI
for process MIIT/TC1

AI

" " " "

AI

Coding

DeepSeek

AI

PMO

2.

3.

4.

ESB

IT

5.

Sm@rtOnebank

Web3.0

" AI for Process"

" AI for Process"

AI

" AI + "

AI

" "

1. " AI + "

"AI + "

AI

AI

"

AI

"

SQL Agent

AI

+AI

AI+

"

"

3 --

	2025				2024			
	2,159,704,694.07	2,263,492,495.05	4,250,075,658.77	4,489,539,057.63	1,768,357,819.69	2,327,787,630.72	2,583,598,405.41	3,323,087,665.67
	-92,942,582.20	-3,437,047.15	-10,418,372.55	163,226,336.36	-56,456,904.88	-20,077,212.95	-41,412,100.77	-406,113,907.34

2

10%



3 --

	4,525,621,091.67	3,800,984,504.64	16.01%	-7.86%	-9.01%	1.06%
	7,172,317,697.54	6,428,543,460.84	10.37%	100.81%	108.29%	-3.22%
	1,445,438,903.35	1,284,149,818.82	11.16%	-3.12%	4.66%	-6.60%

	7,301,970,191.66	6,138,462,071.00	15.93%	6.32%	7.28%	-0.76%
	5,856,815,290.20	5,391,776,448.44	7.94%	87.15%	93.51%	-3.03%
	13,137,489,273.32	11,508,849,535.79	12.40%	31.44%	35.37%	-2.54%

1



3

4

5

		2025		2024		
		6,138,462,071.00	53.23%	5,721,816,823.89nl		

4



PaaS	PaaS		1. 2. 3.	2015
	VaR FRTB SACCR		1. FRTB CCR 2. 3.	
	OneBank		1. 2. POC 3. API 4.	BI AN AI
	SOA		1. 2.	SmertEnsemble
				3 5
			1. PaaS 2. SDK	IT

	SaaS		1. 2.	
	2.0 IT		1. IT 2.	

	3,093	3,703	-16.47%
	200	230	-13.04%
	4	5	-20.00%
30	1,396	1,808	-22.79%
30-40	1,543	1,773	-12.97%
40	358	357	0.28%

	2025	2024	
	539,250,745.46	631,819,284.93	-14.65%
	4.10%	6.32%	-2.22%
	36,820,227.48	57,325,524.12	-35.77%
	6.83%	9.07%	-2.24%

		7.	SaaS	
		8.	2.0	IT
		9.		
		10.		
		11.		



	9,026,919.15	70.91%		
	150,964.12	1.19%		
	-250,893,030.33	-1,970.74%		
	21,439,364.99	168.40%		
	17,167,346.76	134.85%		

1

	2025	2025	

3

4

1

2

1

2

10%



()

Model Bank5.0

" "

3



2025 04 01					2024	http://static.cninfo.com.cn/finalpage/2025-04-01/1222984229.PDF
2025 09 02					2025	https://static.cninfo.com.cn/finalpage/2025-09-05/1224640228.PDF
2025 11 03					2025	https://static.cninfo.com.cn/finalpage/2025-11-04/1224785562.PDF



"

"

"

"



1 ---

1

2025

6

2

9

5

2026 1

8

4

2025

10

2

12

30

3

3

1

2025

6

2025 10 29

2025 11 20

2025

4

5

6

<http://www.cninfo.com.cn>

7

1

2

3

4

5

1

		63			2014 01 22	2028 01 15	0	0	0	0	0	
					2018 04 27	2025 12 15						
		60					1,000,000	0	250,000	0	750,000	

Benjamin Zhai ()	57			2020 04 22	2028 01 15	0	0	0	0	0	
	35			2025 01 16	2028 01 15	0	0	0	0	0	
	51			2020 03 27	2028 01 15	150,000	0	37,500	0	112,500	
	41			2018 10 25	2028 01 15						

42

2021 03 29 2025 01 16

400,000

0

400,000

0

0

1 2025 1 16 2025 1 17

1

1

2

1963 2

1966 2

1988 7

SBU

1978 10

2000 6

EBG

/

AI

1973 7

IBM

20

1958 10

1962 11

~~1982~~ 7

1986 7

1989 7

TPG

Deutsche Telekom

CEO

CEO KPMG

CEO

BENJAMIN ZHAI

~~1968~~ 4 ~~8~~ *+O Ä 1988 7

1995 4

EMBA

CE

©

Ç

(MBA)

1975 9

1995 7

2003 7

2016 11

2007 8

SBU

BU

BG

1977 6

2000 7

BU

SBU

SBU

BG

BG

BG

1982 12

2015 1

2005

BG

			2011 04 01		
			2001 02 21		
			2018 06 08		
			2016 03 29		

2021 04 30

			2015 04 08	2025 11 28	

--	--

3

		47			0	
		53			0.8	
		55			0	
		55			2.98	
		42			2.75	
		49			1.85	
		45			6.72	
		51			2.34	
		53			2.75	
		51			2.52	
	--	--	--	--	3,023.14	--

1

()							
	10	5	5	0	0		3
	7	3	4	0	0		0
	8	4	4	0	0		0
	8	4					

2025 08 20



1

	88
	20,638
	20,726
	20,726

10					0
10					0.10
					970,662,973
					9,706,629.73
					0.00
					9,706,629.73
					72,401,293.08
					100%
		2024-2026		2025	
	10	0.10		5,111,464	970,662,973
9,706,629.73				2025	

1

1 2025 3 27
2024

2023

2023

1,854

2025 3 29

www.cninfo.com.cn

2025-019 2025-023 2025-027

2

1,854

2025 4 21

2023

2025 4 23

www.cninfo.com.cn

2023

2025-034

						/		/				/	
		1,600,000	0	0	0	0	0	16.55	0	0	0	0	0
		575,000	0	0	0	0	0	16.55	0	0	0	0	0

2025

		375,000	0	0	0	0	0	16.55	0	0	0	0	0
	--	3,580,000	0	0	0	--	0	--	0	0	0	--	0
		<div style="display: flex; justify-content: space-between;"> 2023 2024 2023 </div>											
		2025	4	21									1,854

2023

2

--	--	--	--	--	--

2022

2022

11,047,477

1.13%

2022

2022

11,047,477

1.13%

2022

2025 12 17

www.cninfo.com.cn

2022

2025-084

3

3 ---

1

30

2025 11 20 2025

2

1


	2026 03 31	
	www.cninfo.com.cn	
		90.00%
		90.00%
	1) 2) 3) 4) 5) 6) 7) 8)	

		0.5%			
		0.5%		0.5%	
				0.5%	
		0.2% < 0.5%		0.2%	
		0.2% < 0.5%		0.2% <	
				0.5% 0.5%	
		< 0.2%			()
		< 0.2%		< 0.2%	
				0.2%	

	2026 03 31
	www.cninfo.com.cn


1





2025

2024



			ATM	2			
				ATM			
				3	5.39%		
				4			

				2014 12 25		
				2014 12 25		
			1 1 ATM 2 2 ATM 5%	1 2014 12 25		

			1 2 ATM 2 ATM	1		
			1	2	2014 12 25	



			5			
			1			
			2			
			3			
				4	2016 06 13	
				1		
				2	2016 06 13	
				1		
				1	2016 06 13	

				2 2			
				ATM			
					2016 06 13		

					2016 07 19				
			1	2 3	4	5	2016 06 13		
							2023 07 07		
							2023 07 07		

2025



2023

2023 07 12

			1 2 5 / / 6			



--	--	--	--	--	--	--	--

4

5

6

7

2

531.40

3,042.45

5

8,439.85

2020 11 12 2020 12 31

www.cninfo.com.cn

2020-111

2020-138

2022

1 26

3,055.06

8,474.83

2024 3 27

8,201.17

10%

10%

2

/	2024 12 21	60,000	2025 01 23	27,317.84					1	
	2024 12 21	30,000	2025 01 23	16,604.66					1	
	2024 12 21	10,000	2025 01 23	675.17						

	2023 12 26	10,000	2024 09 05	5,000				1		
	2024 12 21	125,000	2025 11 05	4,366.75				0.7		
	2023 12 26	50,000	2024 12 16	16,787.01				1		
	2023 12 26	10,000	2024 05 23	3,377.48				2		
	2023 12 26	10,000	2024 05 23	4,52						

C1	5,044	C2
----	-------	----

--	--	--	--	--	--	--	--	--	--	--

2

4

2,444,300

2

	750,000	0	0	750,000		
	112,500	0	0	112,500		
	225,000	0	0	225,000		
	55,350	0	0	55,350		
	2,444,300	0	2,444,300	0		
	3,587,150	0	2,444,300	1,142,850	--	--

1

2



	109,775		114,012		0		0	
		5%	10					
		39.78%	388,140,110	-1,400,000	0	388,140,110	9,100,000	
		4.12%	40,208,280	-9,500,000	0	40,208,280	0	
		1.51%	14,759,680	8,541,938	0	14,759,680	0	
		0.86%	8,409,675	3,603,632	0	8,409,675	0	
1000		0.55%	5,380,300	549,700	0	5,380,300	0	
		0.42%	4,067,801	4,067,801	0	4,067,801	0	
		0.41%	4,044,237	-7,724,500	0	4,044,237	0	
		0.36%	3,500,000	3,500,000	0	3,500,000	0	
UBS AG		0.35%	3,460,248	3,318,150	0	3,460,248	0	
1000		0.35%	3,392,400	801,800	0	3,392,400	0	
10								





3

4

3	
18 2025 12 31 92,946.22 7.42%	1 2 3 4 5

2025

1

2

3

4

5

6

()

	10,757,762.05	12,144,374.27

	6,667,679,464.49	6,172,188,547.66

	890,962,731.69	412,229,969.69
	780,256,415.52	30,256,415.52
	134,964.99	1,987,232.50
	47,345.09	

	18,613,840.79	13,750,002.32
	695,678.60	799,847.43
	3,282,203.45	34,847,376.78
	705,007.81	705,007.81
	2,210.05	2,799.38
	61,262,182.60	202,793,901.08
	285,749.88	952,934.53
	285,749.88	952,934.53
	61,547,932.48	203,746,835.61
	975,774,437.00	975,774,437.00
	2,205,074,679.48	2,205,074,679.48
	150,263,322.53	150,263,322.53

	2025	2024
	12,974,086,827.32	9,939,751,364.33
	11,530,967,124.24	8,508,510,962.22
	53,159,080.47	33,883,697.08
	466,556,889.87	463,074,181.72
	315,598,960.33	278,729,037.81
	552,968,539.34	614,401,755.75
	54,836,233.07	41,151,729.75
	64,621,595.91	35,099,925.49
	17,423,234.05	10,168,520.34
	61,448,945.38	44,224,030.48
" "	9,026,919.15	18,118,934.09
	-194,780.00	-165,213.00
	-249,196.54	-90,006.88
" -"		
" "		
" "	150,964.12	-59,508,720.72
" -"	-101,428,844.96	-167,851,704.00
" -"	-149,464,185.374	

	2025	2024
3.	-10,699,919.09	5,117,906.42
4.		
5.		
	-1,987,388.09	7,193,224.24
1.		
2.		
3.		
4.		
5.		

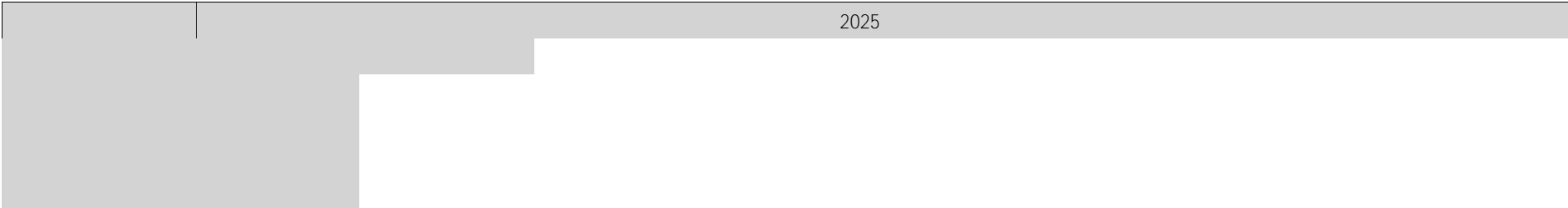
	2025	2024
	4,952,576.36	-412,567,817.91
	200,000.00	
	258,559.75	330,397,067.21

	975,774,437.00			2,330,702,466.33	150,263,322.53	81,016,206.30		45,783,652.03		2,360,840,229.49	5,643,853,668.62	92,326,674.54	5,736,180,343.16
										2,360,840,229.49	5,643,853,668.62	92,326,674.54	5,736,180,343.16
										48,918,469.45	44,275,750.39	-3,029,279.93	41,246,470.46
										56,428,334.46	43,741,027.28	-9,529,279.93	34,211,747.35
												6,500,000.00	6,500,000.00
												6,500,000.00	6,500,000.00

	2024											
	983,653,713.00			2,451,009,022.51	232,575,573.24	68,705,075.64	45,783,652.03	2,915,710,779.23	6,232,286,669.17	104,117,033.06	6,336,403,702.23	
!												

2024

	2025											
" "												
										493,119,711.92		493,119,711.92
1												
2												
3												
4												
									8,044,588.12	-8,044,588.12		
1									8,044,588.12	-8,044,588.12		
2												
3												
1												
2												
3												
4												



	2024											
4												
5												
6												
1												
2												

91440300726198124D 2025 12 31 97,577.4437

82

3905

10 18

2026 3 27

1

(" ") (" ")
15 — 2023

2

2025 12 31 12

1

2025

2025 12 31

8

9

3

10

1

1

2

"

"

2

/

1

2

3

3

1

2

/

I	
II	
III	ATM

6

1

2

3

14

15

1

20

50

20%

/

/

/

/

"

"

16

¢

()

()

(%)

(%)

18

19

3

20

1

2

21

1

27

25

1

2

28

(1)

29

/

()

1

()

2

1

()

2

3

12

2

1

2

31

1

2

3

" " " " " "

32

1

2

3 2025

1

--	--	--

	(13% 9% 6% 5% 3%
)	7% 5%
		15% 16.5% 17% 20% 22% 25%
		3%
		2%

Digital China Software (BVI) Ltd.

2023 4 13 [2023]1 2025 25%

Digital China Software (BVI) Ltd. Digital China Financial Service Holding Limited 2023 4
13 [2023]2 2025 20%

Digital China Software (BVI) Ltd. Digital China Advanced Systems Limited

Digital China Advanced Systems Limited Digital China Information Technology Co. Limited
16.5%

Digital China Advanced Systems Limited PT. Digital China Information Technology Indonesia
22%

Digital China Software (BVI) Ltd. Digital China Information Technology Singapore Pte. Ltd.
17%

Digital China Information Technology Singapore Pte. Ltd. DCITS Malaysia Sdn. Bhd.

Digital China Information Technology Singapore Pte. Ltd. Techtanium Pte. Ltd.
17%

	15%
	15%
	15%
	15%
	15%
	15%
	12.5% 25%
	20%
	20%

2024 11

15%

2025

15%

2024 10

15%

2025 7 31

2

[2011]100

3%

[2016]36

2023 19

2023 1 1 2027 12 31

3%

1%

3%

1%

3 --

1

	2,371,605,560.07	1,994,157,723.20
1	441,089,712.07	55,220,238.77
	2,812,695,272.14	2,049,377,961.97
2	316,432,143.04	309,548,675.73

1

22

2

2

	102,382,052.57	176,818,604.99
	102,382,052.57	176,818,604.99

2025 12 1 - AU9999 50,000,000.00
 2026 1 2 ICBC CICC USD Money Market ETF USD 3,100,000

21,700,006.20	2025 4	619,046.37	3
2	10,000,000.00	2025 9	
46,000.00 4	30	10,000,000.00	
2025 11	17,000.00 5		
10,000,000.00	2025 12		

3

1

	53,945,180.99	35,582,895.34
	6,558,947.14	15,240,326.11
	60,504,128.13	50,823,221.45

	53,945,180.99	86.96%			53,945,180.99	35,582,895.34	63.23%			35,582,895.34
	8,089,067.35	13.04%	1,530,120.21	18.92%	6,558,947.14	20,688,124.52	36.77%	5,447,798.41	26.33%	15,240,326.11
	8,089,067.35	13.04%	1,530,120.21	18.92%	6,558,947.14	20,688,124.52	36.77%	5,447,798.41	26.33%	15,240,326.11
	62,034,248.34	100.00%	1,530,120.21	2.47%	60,504,128.13	56,271,019.86	100.00%	5,447,798.41	9.68%	50,823,221.45

		5,120,000.00	102,400.00 2.00%
361-540		1,179,067.35	353,720.21 30.00%
541-720		1,790,000.00	1,074,000.00 60.00%
		8,089,067.35	1,530,120.21

2025

	12,719,463.18	254,389.27	2.00%
1-180	3,016,578.47	241,326.27	8.00%
721	4,952,082.87	4,952,082.87	100.00%
	20,688,124.52	5,447,798.41	

3

	5,447,798.41	-3,917,678.20				1,530,120.21

4

1

1	1	1,669,324,261.87	1,525,182,419.11
1	2	360,896,879.64	484,338,694.14
2	3	217,450,903.85	186,579,605.37
3		471,775,673.68	439,425,593.12
3	4	104,115,123.16	124,171,065.35
4	5	82,026,706.47	61,417,581.40
5		285,633,844.05	253,836,946.37
		2,719,447,719.04	2,635,526,311.74

2

		11,244,824.46	0.41%	11,244,824.46	100.00%			12,650,865.35	0.48%	12,650,865.35	100.00%
		2,708,202,894.58	99.59%	741,401,385.06	27.38%	1,966,801,509.52		2,622,875,446.39	99.52%		

I	120,082,883.06	4.42%	105,371,082.75	87.75%	14,711,800.31	21,977,866.90	0.83%	21,977,866.90	100.00%	

H	12,110,444.60	12,110,444.60	100.00%
I	7,896,756.45	7,896,756.45	100.00%
J	7,638,300.00	7,638,300.00	100.00%
	32,671,386.01	32,671,386.01	100.00%
	120,082,883.06	105,371,082.75	

A	3,130,000.00	3,130,000.00	100.00%



5

K	53,081,906.72	48,609,528.41	101,691,435.13	1.85%	14,498,449.35
L	43,274,807.04	54,010,581.97	97,285,389.01	1.77%	44,309,544.23
M	84,860,007.97	10,267,335.73	95,127,343.70	1.73%	6,994,788.22

5

1

	2,780,167,680.41	413,965,816.16	2,366,201,864.25	2,819,089,858.83	408,021,467.34	2,411,068,391.49

2

	114,782,684.49	4.13%	114,731,930.62	99.96%	50,753.87	133,756,618.68	4.74%	133,233,034.24	99.61%	523,584.44

	133,756,618.68	133,233,034.24	114,782,684.49	114,731,930.62	99.96%	

2025 12 31

I

T	15,281,778.58	15,281,778.58	100.00%
U	4,038,352.99	4,038,352.99	100.00%
V	3,907,872.77	3,907,872.77	100.00%
P	3,868,964.79	3,868,964.79	100.00%
W	3,363,169.04	3,363,169.04	100.00%
	21,715,952.99	21,715,952.99	100.00%
	52,176,091.16	52,176,091.16	

P	3,345,252.08	3,345,252.08	100.00%
Q	1,080,000.00	1,080,000.00	100.00%
R	1,020,715.41	1,020,715.41	100.00%
S	244,949.99	244,949.99	100.00%
	5,690,917.48	5,690,917.48	

II

	2,089,127,636.17	41,849,040.36	2.00%
1-180	249,447,723.78	17,461,340.66	7.00%
181-360	50,952,285.00	8,152,365.62	16.00%
361-540	19,757,055.31	5,927,116.70	30.00%
541-720	17,026,789.74	10,216,073.84	60.00%
721	103,688,052.35	103,688,052.35	100.00%
	2,529,999,542.35	187,293,989.53	

	2,095,467,579.09	42,063,806.56	2.00%
1-180	235,647,523.40	18,851,801.87	8.00%
181-360	97,696,707.57	19,539,341.52	20.00%
361-540	25,600,670.32	10,752,281.53	42.00%

1

	159,277,532.19	287,191,665.97

101,779,398.67

1,750,465.80

116,556,323.05

55,022,481.00

76,480,000.00

60%

45,888,000.00

44,358,400.00

,

15,160,344.98

100%

15,160,344.98

14,828,784.98

4

	98,557,322.22	61,768,551.37		7,870.00	-10,651.76	160,307,351.83

5

	7,870.00

6

			76,480,000.00	1-2	

1	118,944,019.43	92.94%	65,916,278.71	89.95%
1 2	2,122,868.23	1.66%	1,510,301.50	2.06%
2 3	1,296,855.31	1.01%	156,229.80	0.21%
3	5,611,291.25	4.39%	5,704,691.00	7.78%
	127,975,034.22		73,287,501.01	

2

59,792,440.90

46.72%

8


1

	712,847,829.05	29,179,815.54	683,668,013.51	791,773,664.15	40,489,596.03	751,284,068.12
	49,602,783.74		49,602,783.74	43,428,345.64		43,428,345.64
	1,860,733,176.47	68,572,456.50	1,792,160,719.97	1,743,987,683.43		1,743,987,683.43
	2,623,183,789.26	97,752,272.04	2,525,431,517.22	2,579,189,693.22	40,489,596.03	2,538,700,097.19

2

	40,489,596.03	-9,931,432.33		1,378,348.16	29,179,815.54
		36,012,931.24	32,559,525.26		68,572,456.50

	66,068,774.11	47,626,797.55



500,000.00

6.25%

2

2018 6

12

90.00%

2025 12 31

10.00%

3

2022

2022 3

2,400,000.00

2025 12 31

2.6478%

19,805.64

4 New Markets Investor One Limited

Digital China Information Technology Co. Limited 2023

2023 6

2,000,000.00

2025 12 31

4.04%

[2026] 600437

12,416,753.89

5

2025 12 31

17.5%

[2026] 600421

2,000,000.00

12

1




32.

2

	61,609,200.00	100.00%	1,232,184.00	2.00%	60,377,016.00	159,900,762.60	100.00%	17,206,245.89	10.76%	142,694,516.71
	61,609,200.00	100.00%	1,232,184.00	2.00%	60,377,016.00	159,900,762.60	100.00%	17,206,245.89	10.76%	142,694,516.71

3

	17,206,245.89	-14,834,980.19			-1,139,081.70	1,232,184.00



2025

2 2025 10 20

10%

2025 11 28

2025 12 5

2025 12 31

14

1



1.	16,508,919.88			16,508,919.88
2.				
1				
2 \ \				
3				
3.	1,423,533.44			1,423,533.44
1				
2	1,423,533.44			1,423,533.44
4.	15,085,386.44			15,085,386.44
1.	4,364,545.61			4,364,545.61
2.	363,443.31			363,443.31
1	363,443.31			363,443.31
3. 1	400,364.53			400,364.53
1				
2	400,364.53			400,364.53
4.	4,327,624.39			4,327,624.39
1.				
2.				
1				
3.				
1				
2				
4.				
/F1 9 Tf94.824 194.18 Td[<192.5215.96 re 210.38 Td[()] TJET00744 192.62 16.33.05 0518 Td[<192.5215.96 r				
1.	10,757,762.05			10,757,762.05

15

	388,386,681.96	393,345,906.26

1

	17,371,142.67

3

	12,531,307.97	7,957,977.09	4,573,330.88			

16

1.	120,951,218.71	120,951,218.71
2.	4,317,210.03	4,317,210.03
1	4,317,210.03	4,317,210.03
3.	21,239,723.70	21,239,723.70
1	21,239,723.70	21,239,723.70
4.	104,028,705.04	104,028,705.04
1.	84,809,415.65	84,809,415.65
2.	25,455,996.23	25,455,996.23
1	25,455,996.23	25,455,996.23
3.	19,625,087.32	19,625,087.32
1	19,625,087.32	19,625,087.32
4.	90,640,324.56	90,640,324.56
1.		
2.		
1		
3.		
1		
4.		

:

1		2010		()		
		308,980,000.00		193,671,128.85		2018
2	2014	2014	12	2	100.00%	
710,000,000.00				63,987,008.28	646,012,991.72	
2024	12	31		505,661,763.36		
			2026	3	2026	010132
						5
5				11.33%		
		40.24%-39.46%		27.37%-5.00%		
				39.46%	1.00%	
94,292,013.34						
3	2016	2016	2	24		40.81%
		28,635,631.00				21,592,603.07
					8,811,746.98	19,823,884.02
	2024			9,921,794.06		
			2026	3	2026	010131

5

5

9.96%

37.37%

15.05%-5%

37.37%

1.00%

9,902,089.96

4

2016

2016

12

2

98.60%

1,183,184,287.50

315,224,570.54

310,807,299.12

872,376,988.38

2026 3

[2026] 600402

5

5

10.45%

12.36%-14.81%

12.96%-4.79%

14.81%

1.80%

5

2018

100.00%

10,000,000.00

4,081,320.09

5,918,679.91

2024

6

2019

100.00%

47,459,244.43

-12,213,756.27

59,673,000.70

2023

2024

59,673,000.70

7

2020

100.00%

43,500,000.00

22,666,786.74

20,833,213.26

2026 3

2026 010133

5

5

10.68%

23.43%-22.62%

10.00%-5.00%

22.62%

1.00%

9,807,234.14

19

	4,361,912.36	1,422,599.57	2,258,396.79		3,526,115.14
	552,895.02	53,380.53	328,164.41	122,420.12	155,691.02
	4,914,807.38	1,475,980.10	2,586,561.20	122,420.12	3,681,806.16

20

/

1

	875,868,073.61	169,761,257.05	934,377,548.24	141,524,046.26
	115,221,322.84	28,805,330.71	115,221,322.84	17,283,198.43

052,282,467,3852.84

2

	9,325,506.41	1,398,825.99	14,194,895.57	2,129,234.34



2025

	1,623,900,704.35	1,565,211,979.42
--	------------------	------------------

0.00

25

1

	453,148,096.00	3,671,784,730.73	3,636,128,953.31	488,803,873.42
-	8,786,537.99	321,689,047.62	322,029,837.81	8,445,747.80
	6,083,263.08	44,947,190.82	45,476,216.10	5,554,237.80
	468,017,897.07	4,038,420,969.17	4,003,635,007.22	502,803,859.02

2

1	443,777,678.56	3,282,234,386.09	3,246,347,673.95	479,664,390.70
2		52,520,174.50	52,520,174.50	
3	5,315,511.87	174,390,659.27	174,625,187.45	5,080,983.69
	4,781,659.16	160,115,684.74	160,325,725.56	4,571,618.34
	123,249.61	6,778,611.00	6,795,041.61	106,819.00
	410,603.10	7,496,363.53	7,504,420.28	402,546.35
4	-1,589.00	152,276,996.51	152,252,567.51	22,840.00
5				

30

	14,190,956.84	12,203,138.68
	9,476,437.84	25,926,964.58

35

	12,367,068.51	24,418,032.00	14,997,804.43	21,787,296.08	

36

		+ -				
	975,774,437.00					975,774,437.00

37

	2,310,650,654.54	18,342,375.84		2,328,993,030.38
	20,051,811.79		18,342,375.84	1,709,435.95
	2,330,702,466.33	18,342,375.84	18,342,375.84	2,330,702,466.33

2022

38

	150,263,322.53			150,263,322.53

39

	3,639,311.04	-10,396,948.25			302,970.84	-10,699,919.09		-7,060,608.05
	3,639,311.04	-10,396,948.25			302,970.84	-10,699,919.09		-7,060,608.05
	77,376,895.26	-1,987,388.09				-1,987,388.09		75,389,507.17
	77,376,895.26	-1,987,388.09				-1,987,388.09		75,389,507.17
	81,016,206.30	-12,384,336.34			302,970.84	-12,687,307.18		68,328,899.12

40

	45,783,652.03	8,044,588.12		53,828,240.15

41

	2,360,840,229.49	2,915,710,779.23
	2,360,840,229.49	2,915,710,779.23
	56,428,334.46	-524,060,125.94
	534,723.11	
	8,044,588.12	
		30,810,423.80
	2,409,758,698.94	2,360,840,229.49

42

1



3

		%		%
	5,705,102,980.36	49.48	3,087,569,873.62	36.29
	4,848,409,359.14	42.05	5,152,622,035.02	60.56
	977,454,784.74	8.47		

	218,091,505.11	180,421,380.25
	28,633,486.11	30,398,948.77
	20,358,331.76	19,567,359.05
	10,899,912.66	14,209,903.06
	9,389,782.72	10,337,695.89
	8,557,755.13	7,447,999.15
	6,071,128.49	5,814,031.89
	13,597,058.35	10,531,719.75
	315,598,960.33	278,729,037.81

45

	279,568,684.16	290,207,695.43
	47,766,267.78	37,017,576.08
	26,489,369.46	27,075,032.72
	25,917,926.00	32,340,715.16
	22,919,099.82	10,879,678.40
	22,054,535.25	23,409,325.88
	15,342,961.74	10,896,358.41
	9,757,843.49	5,269,069.08
	3,292,474.64	10,523,671.18
	13,447,727.53	15,455,059.38
	466,556,889.87	463,074,181.72

48

	61,448,945.38	39,211,780.71
		5,012,249.77
	61,448,945.38	44,224,030.48

49

	150,964.12	-59,508,720.72

50

	8,087,900.36	2,141,873.77
	1,382,995.33	15,232,280.20
	518,559.75	
		1,000,000.00
	-	



-3,437,000.20

-1,136,330.68

	130,092,356.15
	-80,820,523.55
	-50,063,960.97
	-34,168,159.78

56

39

57

1

	62,248,229.30	27,515,246.52
	54,228,341.37	183,106,184.81
	16,022,888.47	15,215,181.01
	12,677,015.66	5,635,564.76
		48,450,000.00
	14,606,419.78	18,144,824.54
	159,782,894.58	298,067,001.64

	440,097,814.67	43,915,798.22
	69,392,021.48	73,659,703.97
	59,875,922.42	48,619,699.05
	50,999,314.26	41,239,160.09
	43,919,285.01	60,532,608.75
	28,450,000.00	20,000,000.00
	27,405,850.51	28,486,506.97
	19,889,537.56	18,695,101.92
	15,324,743.91	11,112,910.97
	14,595,963.87	17,816,564.04
	12,681,112.26	15,356,289.07
	7,461,999.99	7,079,540.68

	3,376,599,939.43	7,204,671,650.82

3

	28,085,742.94	36,772,015.10
	141,886.89	285,257.48

1		
	46,899,054.53	-536,465,761.64

3

	429,579,017.95	13,546,402.57	
	11,232,678.46	37,119,278.12	
		4,000,000.00	
	278,015.66	554,558.08	
	441,089,712.07	55,220,238.77	

59

1

	3,027,834.05	7.00000	21,194,838.36
	148,567.39	0.89172	132,480.52
	318,703,489.66	0.00042	133,828.70
	1,697.47	5.42573	9,210.01
	1,453,051.39	7.00000	10,171,359.75
	151,550.34	0.89172	135,140.47
	227,773.97	0.86533	197,099.65
	720,283,074.99	0.00042	302,458.40
	286.23	5.42573	1,552.99
	43,592.45	7.00000	305,147.17
	7,554,918.12	0.89172	6,736,871.59
	139,612.08	0.86533	120,810.52
	10,000.00	0.89172	8,917.20
	407,555,947.03	0.00042	171,139.27
	29,488.22	5.42573	159,995.12
	12,700.26	1.72712	21,934.87
	29,976.92	7.00000	209,838.44

2

60

1

	491,166.43	2,599,285.61
	84,514,905.57	65,743,884.23
	112,600,648.51	102,515,899.33

2

	4,000,450.38	

	480,596,792.69	560,422,291.26
	58,653,952.77	71,396,993.67
	539,250,745.46	631,819,284.93
	502,430,517.98	574,493,760.81
	36,820,227.48	57,325,524.12

	100,000,000.00				10.44%	89.56%	
2	110,000,000.00					36.00%	
Digital China Software (BVI) Limited	USD30,000,001.00	BVI	BVI			100.00%	
	19,892,721.60				100.00%		
Digital China Advanced Systems Limited	HKD531,750,000.00					100.00%	
Digital China Financial Services Holding Limited	HKD65,000,000.00					100.00%	

DCITS Malaysia Sdn. Bhd.								
-----------------------------	--	--	--	--	--	--	--	--

2

1

	/	/
	9,561,787.11	
--	-338,212.89	
--	-338,212.89	
	11,422,525.56	12,187,652.42
--	-375,126.86	-165,213.00
--	-375,126.86	-165,213.00

1

2

							/
	11,837,068.51	16,414,996.00		11,031,094.56			

1

1

1

1

2025

12 31

	53,990,397.85	384,838.49	42,362,739.19	375,979.28
	170,758.12	278,019.72	4,829,717.72	44,569.22
	607,426.37	6,316,744.44	1,626,016.56	2,494,765.72
	7,013,409.78	3,553,263.15	770,194.77	3,140,236.57

2

2025 12 31

4,282.40 2024 12 31 5,482.40

2

	2,812,695,272.14			2,812,695,272.14
	102,382,052.57			102,382,052.57
	62,034,248.34			62,034,248.34
	2,719,447,719.04			2,719,447,719.04
	82,384,331.93	165,766,109.33	73,723,842.66	321,874,283.92
	2,780,167,680.41			2,780,167,680.41
	95,799,861.38			95,799,861.38
		47,769,600.00	13,839,600.00	61,609,200.00
			130,776,392.62	130,776,392.62
		286,364,598.18		286,364,598.18
	1,623,900,704.35			1,623,900,704.35
	2,011,402,933.06			2,011,402,933.06
	112,483,957.31	14,242,741.67	17,351,320.84	144,078,019.82
		29,600,000.00		29,600,000.00
		4,205,604.23	494,063.83	4,699,668.06

	2025		2024	
1%	-42.82	-42.82	-54.82	-54.82
1%				

			130,776,392.62	130,776,392.62
		102,382,052.57	130,776,392.62	233,158,445.19

2

3

1

			20,000	39.78%	40.39%

Digital China Holdings Limited

2

1. 1

3

2025 12

4

Charter Base Development Limited	
Instant Technology Supply Chain HongKong Limited	
Digital China Holdings Limited	
(
()	
Digital China Macao Commercial Offshore Limited	
Digital China Technology International (Sin) Pte. Ltd.	

2026 2

5

1


/

--	--	--	--	--	--

(/	151,569,038.45			123,272,779.75
		8,302,930.28			13,508,984.96
Digital China Macao Commercial Offshore Limited		7,765,826.39			
		2,651,800.00			7,861,968.00
		2,597,821.89			13,609,743.97
		1,345,990.57	550,000,000.00		67,924.53
	/	844,604.44			84,722,560.73
		776,027.43			
		184,425.62			1,414,254.87
		183,288.50			
					285,132.74
	/	6,745,930.85			3,428,686.75
		3,207,547.17			16,353,982.30
		2,924,528.30			
		168,872.92	50,000,000.00		21,037.74
		115,676.00			2,543,396.23
		98,175.00			
		5,169.81			
		260,187,458.59			315,094,566.85
		84,551,202.76			116,117,031.34
		534,226,314.97			698,302,050.76

/





6

1

		5,670,000.00	5,670,000.00	5,670,000.00	5,670,000.00
		3,721,740.01	74,434.80	6,096,023.20	121,920.46
		1,577,970.19	1,556,978.31	1,556,549.90	1,556,549.90
		1,569,191.90	1,569,191.90	5,016,726.87	5,016,726.87
		1,518,306.95	30,366.14		
		878,200.00	403,972.00	878,200.00	87,820.00
		850,635.98	18,552.73	432,844.34	8,986.89
		821,907.33	16,438.14	46,523.05	

		19,137.73	382.75		
		15,017.22	1,051.21	60,588.25	1,211.77
		9,118,692.00			
		345,412.42		10,500.00	
		80,000.00		527,136.35	
	Digital China Technology International (Sin) Pte. Ltd.	43,711.37			
		24,229.20		24,229.20	
				98,880.00	
		749,493.27	14,989.87	749,493.27	365,673.07
		34,941,287.83	10,411,753.94	34,632,518.52	17,451,688.70

2

		51,525,229.39	5,236,838.19
		31,899,647.57	50,032,543.29
		24,004,356.59	32,988,680.59
		13,567,703.49	7,301,507.93
		13,369,200.10	13,369,200.10
		11,294,524.00	14,340,524.00
		10,341,814.94	15,960,952.93
		2,161,456.17	1,353,422.50
		666,881.50	323,721.49
		467,875.00	369,700.00
		51,078.00	
		38,607.39	38,607.39
		4,200.00	4,200.00
		1.00	950,000.00
			1,087,118.33
			858,986.92
			209,896.00
			41,221.33

			6,360.00
		85,127,933.50	5,259,858.85
		18,500,000.00	11,500,000.00

12

2023

2023

256

28

40

13.64 /

40

52

2024 3 27

2023

7.50

1,854

1,861.50

1,861.50

2024 4 10

2025 3 27

2023

1,854

OEM

2023 11

2023 12

27,530.00 2024 8 29

2025 12 31

2

2023

20,348.98

2024 8 12

3,070.98

113.89

2024 9 30

7,648.00

434.00

2024 5 20

9,630.00

481.50

2025 12 31

3

2021

2021 7

2021 11

12,553,675.11

2022 7

2022 7 18

12,553,675.11

198,417.07

2025 8

2025 12 31

4

2025 5

2021

2

1

2026 2 9 2 25

2026

2026

<

2026

>

A

10.11 /

1,000.00

10

2026 6

2026 3 10

98,552,280.00

2026 3 13

%

¢

%

	962,117.68	100.00%	712,844.83	74.09%	249,272.85	76,523,414.64	100.00%	737,314.86	0.96%	75,786,099.78

3

	737,314.86	-24,470.03				712,844.83

4

--	--	--	--	--	--	--

3

2

1

	92,164,845.98	220,067,800.00
	69,751,710.17	164,351,710.17
	9,800,000.00	
	38,105.00	29,400.00
	61,048,344.98	2,475,356.00
	110,706,316.17	381,973,554.17


2

1		
---	--	--

14,828,784.98

4

3





4

1



5

	750,000,000.00	230,000,000.00
	642,512.18	392,518.72
	258,559.75	
	-2,879,824.94	397,067.21
	263,917.81	
	748,285,164.80	230,789,585.93

1

	-223,576.76	

2

		/	/
	1.00%	0.0587	0.0587
	0.21%	0.0125	0.0125

3

1

2

3

2026 3 27