



---

2022

2021

2035

" "

2022

" "

2022- 2025

"

"

"

"

"

"

5G

ní

---



---


---







---

41 2




---

[Redacted]	
[Redacted]	
[Redacted]	
[Redacted]	
[Redacted]	
[Redacted]	

---

" "




É

Ä

j €Daj ‡ +XK

46  
É ã

Q e  
D e







N

3

K O R T A N

---





--	--	--	--	--	--	--

---



• IN • W •

y




2 “

DOC

Ni 2 A IN É € E



DBA

---

@  
ž\*(A,9) QH4™a

^ b o

m e m (x) m o m m m t m . m 3 m o s m

l @

5



@ -



o m

m u

o

---



---

---

		<p style="text-align: center;">AI</p> <p style="text-align: center;">K8S</p> <p style="text-align: center;">3</p>	<p style="text-align: center;">1</p> <p style="text-align: center;">AI</p> <p style="text-align: center;">kubeflow</p> <p style="text-align: center;">2</p>
		<p style="text-align: center;">Ensemble16</p> <p style="text-align: center;">IDE 2</p>	<p style="text-align: center;">1</p>
		<p style="text-align: center;">2</p> <p style="text-align: center;">IT</p>	<p style="text-align: center;">1</p> <p style="text-align: center;">Model Bank5 0</p>
		<p style="text-align: center;">2</p> <p style="text-align: center;">; 3</p> <p style="text-align: center;">4</p>	<p style="text-align: center;">1</p>
		<p style="text-align: center;">SmartLink</p> <p style="text-align: center;">SmartLink</p> <p style="text-align: center;">2</p> <p style="text-align: center;">+</p> <p style="text-align: center;">+</p>	<p style="text-align: center;">ICE 1</p> <p style="text-align: center;">ICE</p> <p style="text-align: center;">+</p>

---

--	--	--	--




- 1
- 2















---


---



"

"

"

"

:ΠΚΟΦ



---

ñ

Y

2022 1 18

10

5

3

2022 1 18

3

1

1

4

"

---

3

03F CE

4

Ě6Ñ

=

5





8



t

---

---

---



BI





---





---

---







2,675.87



1000 7

1000 7

---








---




. 2

2

"


19. 8% 31. 4%

"



185

201




,37 R m6





---



---

" "	

---




"

"

"

"

"

"

"

"

"

"

"

"

"

"

"

"

"

"


"

"


"

"















0


$\hat{e}$





$\forall \in \mathbb{O}$


)»


⊆


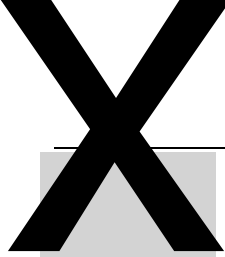
















swpAã 9mc r3



---

"

"

"

"

---

---


---

#

1000 a (



---








2021

2021 3 29 1 26

202



m



---


---



---

---

---






---

--	--	--	--	--

\*

© 2000 CMHDL P&S v.10



---

's

**AỒ&**

---

"

"

---








---








□

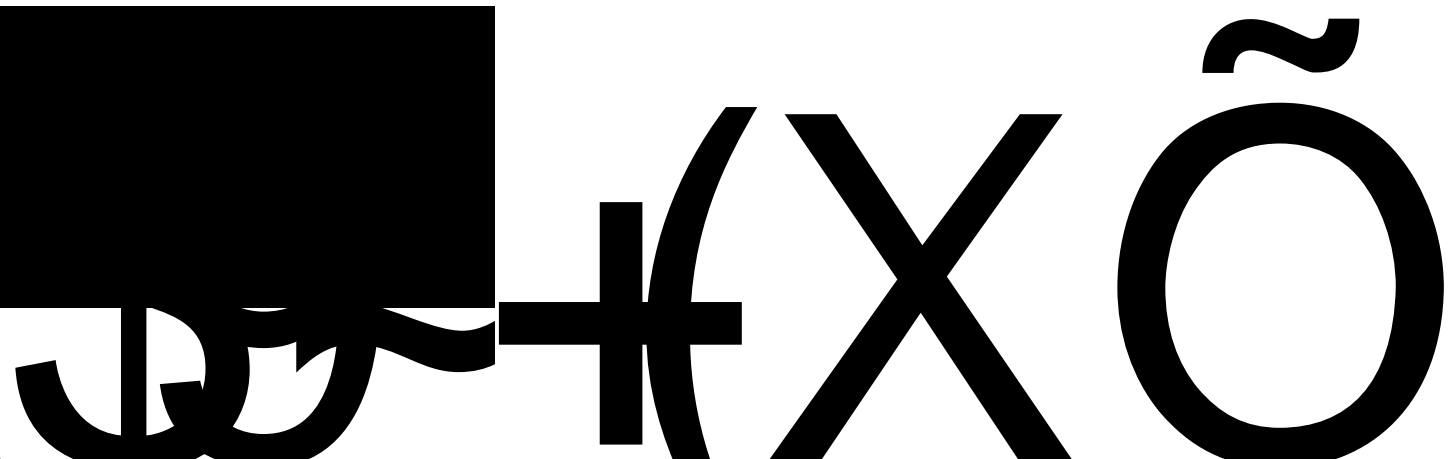




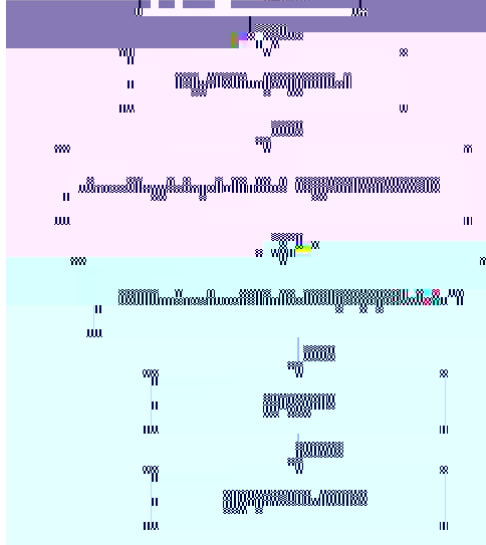



X+S+Y

λ ε ζ ο η ι ρ σ τ υ φ χ ψ ω ( ο ε ι λ α ο ) = ι η α τ μ ο ε ρ γ



神州控股 (00507.HK)





---

Om m

---


2021

2021 12 31

2021

2021 12 31

"

"


1.	
1,135,568.47 30	37 2021 1 2 3 4



---

1.

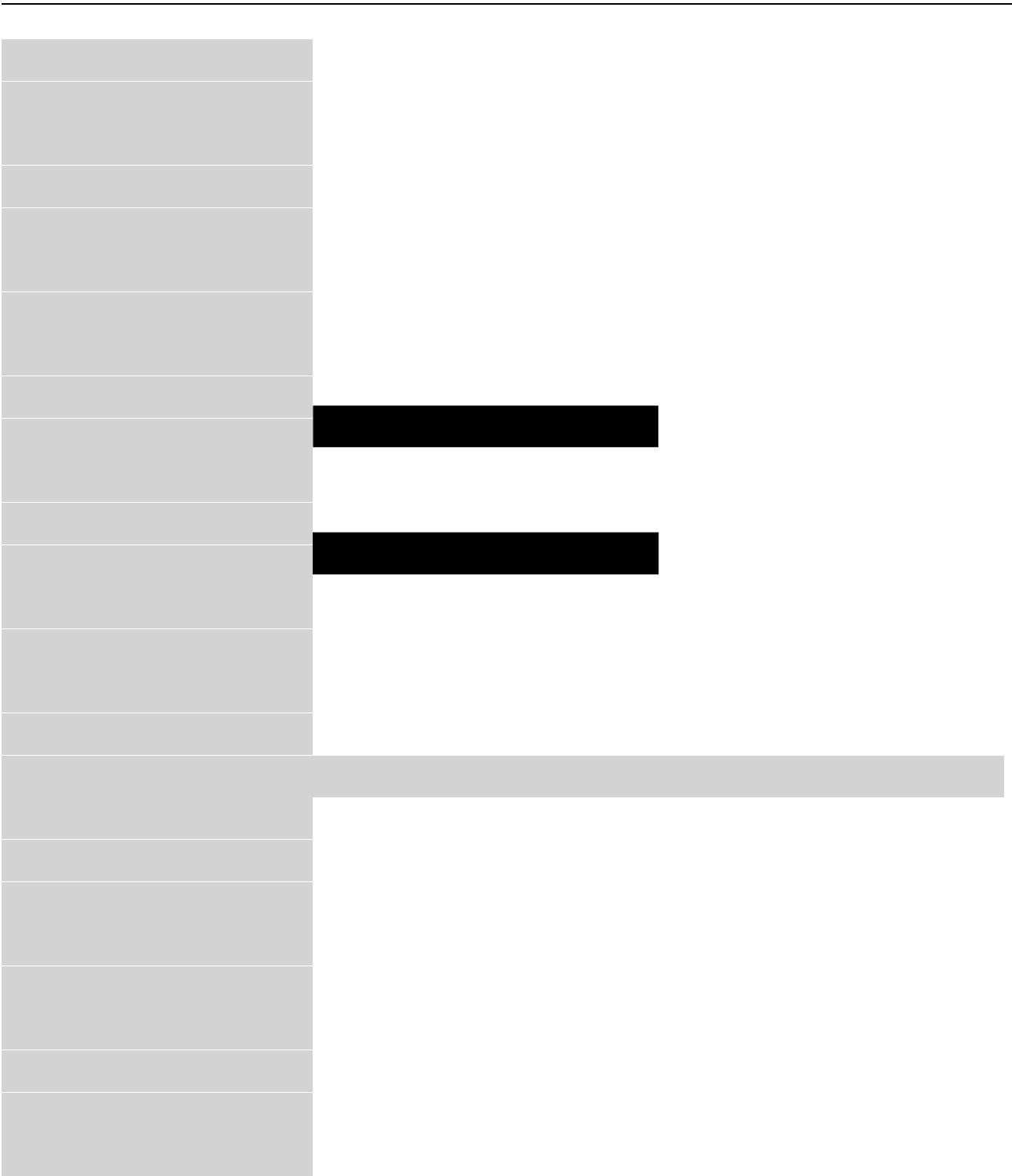







---


Redacted content consisting of a large grey rectangular area with several black rectangular redaction marks overlaid on it.








|

---

[Redacted]

[Redacted]

---







---










5														
6														
1														
2														
					- 7, 904, 446. 04							- 7, 904, 446. 04		- 7, 904, 446. 04
	979, 744, 428. 00				2, 450, 152, 290. 64	200, 061, 146. 53	91, 409, 511. 20	42, 074, 517. 73	2, 550, 369, 313. 30	5, 913, 688, 914. 34	112, 459, 239. 52	6, 026, 148, 153. 86		

2020

161,



970,381,273.00

2,315,977,578.13

44,097,750.00

63,267,793.25

27,819,745.05

0.00 1,802,381,798.99

5,135,730,438.42

101,067,002.96 5,236,797,441.38

1													
2													
3													
4													
5						3, 594, 196. 17			-3, 594, 196. 17				
6													
1													
2													
					-2, 658, 170. 08						-2, 658, 170. 08		-2, 658, 170. 08
	975, 768, 827. 00				2, 406, 151, 454. 21	160, 204, 801. 44	98, 993, 052. 24	34, 958, 025. 22	2, 229, 478, 383. 79	5, 585, 144, 941. 02	100, 722, 654. 22	5, 685, 867, 595. 24	



2021				
	975,768,827.00	2,243,077,639.50	160,204,801.44	-21,121




ooo

s

m''

2020

	970,381,273.00	2,145,529,525.00	44,097,750.00	-21,227,420.32	27,977,512.43	44,277,007.62	3,122,840,147.73
					-157,767.38	-1,419,906.40	-1,577,673.78
						-274,457.21	-274,457.21
	970,381,273.00	2,145,529,525.00	44,097,750.00	-21,227,420.32	27,819,745.05	42,582,644.01	3,120,988,016.74
" "	5,387,554.00	97,548,114.50	116,107,051.44	119,342.88	7,138,280.17	26,399,651.89	20,485,892.00
				119,342.88		71,382,801.70	71,502,144.58
	5,387,554.00	94,761,342.28	116,107,051.44				-15,958,155.16
1	5,387,554.00	65,290,871.16	139,237,351.44				-68,558,926.28
2							
3		2,671,426.72					2,671,426.72



1.



" [1993] 72 " [1993] 174 1993

100

7, 438. 88

1994 4 8

1994 7

32, 412, 428. 00

43. 57%

00

	3, 241. 24	43. 57%
	2, 197. 64	29. 54%
	2, 000. 00	26. 89%
Σ ð	200. 00	2. 69%
	<b>7, 438. 88</b>	<b>100. 00%</b>

2

1 1995

1995 6

10 1

8, 182. 77

2 2000

2000 9 11

3, 565. 37

1, 886. 14

23. 05%

1, 305. 23

15. 95%

374. 00

4. 57%

2000 9 7



---

2006 5 26	2006	2005 12 31
2,200.00	10 4	
	9,062.77	
8 2010		
2010 2 8		2013
12 30	1,989.71	21.95%
9 2013		
	2013	
<		>
<		[2013] 1578

I n f i n i t y I - C h i n a I n v e s t m e n t s ( I s r a e l ) , L . P .

	319,399,894.00	1.00
21,186,440.00		340,586,334.00
	319,399,894.00	9.44 /
319,399,894.00		

2013 12 17	2013 12 17
------------	------------

2013 12 23

2013 12 30

2014 2 26

431,214,014.00

XYZH/2012A1055-8

45.17%

2014 2 26

" "

"

2014 2 26

"

"

" "

"

"

"

"

"

10 2014

2014

2014

2014

100.00%

[2014] 1258

6,073,988.00

5,540,462.00

4,432,369.00

3,078,033.00

820,809.00

287,283.00

287,283.00

10,856,269.00

20,520,227.00 14.22 / 2014 12 3  
20,000,200.00 31,734,241.00

X1ZHV/2014A1054-5

[2014]1258

7,171,717.00 236,666,661.00 33.00 / 0 2014 12 19  
236,666,661.00

+

] 2014 12 19

11

2014 12 19

2014 12 19

2019 5 23

2019

<2019

>

2019 5 8

2019

<2019

>

2019 9 16

2019

<2019

>

<2019

>

2019 9 17

2019

2019 9 17

2019 10 30

2019

A

2019 9 17

6.345 /

6,950,000.00

970,381,273.00

970,381,273.00

2019

64000003

) \ ce( Q(J.SAe 10 15

16

44,097,750.00

"

" 6,950,000.00

102

1 0 37,147,760.000

"

-6Ñ\ \$0' "

hlf gq, EBON 3p 77A Ñ m



1

/

2

---

---

1.

14 — ( " " )

)

(

(

)

1

1

---

2

( )

(

( )

(

2

1

2

---

3

4

1

2

5

1

2



---



20.00%                      20.00%                      50.00%

"



( )

( )

(%)

(%)

1

40

10

2.25



1

3

---



---

---

(1)  
(3)

(2)

1

2

(1 )

( )

1

---

2

1

" 20.

" " 27. "

2





---

1

4

2








\_\_\_\_\_

0









---

---

2021

15%

2019 10

15%

2021

15%

2020 10

15%

2021

15%

2020 10 21

15%

2021

15%

2018 10

2022 2

GR202132003376

15%

---

2019 39

( )

10%

2020 13

3%

1%

2021

21, 770, 913. 20

5. 79%



50505




27

---





---



---




--	--	--	--

---



43, 904, 923. 98

43. 92%









--	--	--	--

---

---



2019 6

11, 255. 53                      2020 12

4, 046, 363. 03





( )			( )
-----	--	--	-----

1,904,588.33

-369,006.72

1,535,581.61





2013 3/10

2013 3/10



---








		2021 12 31		2021 12 31	
5			5	12.12%	
5		2.00%	18.67%		
	[ 2022 ]				
3	2016	2016 2 24			40.81%
	28,635,631.00		8,811,746.98		21,592,603.07
					19,823,884.02
			2021 12 31		
5			5	11.43%	
5				2.50%	27.33%
4	2016	2016 12 2			98.60%
1,183,184,287.50			315,224,570.54		
	310,807,299.12	872,376,988.38			
				2021 12 31	
5			5	11.85%	
5				-1.47%	15.31%
	[ 2022 ]	000152			
5	2018			100.00%	10,000,000.00
		4,081,320.09	5,918,679.91		
			2021 12 31		
		5		11.53%	5
				-0.23%	10.00%
6	2019			100.00%	
47,459,244.43					-12,213,756.27
59,673,000.70					

---

2021 12 31

---




---



---

---



---

---



---


" "


4, 531, 453, 310. 26      2022      619, 922, 273. 20      5, 888, 844, 048. 01      2023      59, 310, 359. 11  
 2024



[Empty box]

---




[Empty box]



v	

↓ €

33.030'030









---



---









---

---



---

--	--	--	--	--



"

"

(1)

(2)

1

	8, 949, 549. 53	2, 828, 929. 70	18, 537, 200. 03	7, 598, 135. 34
	1, 039, 953. 71	3, 339, 905. 48	1, 730, 221. 30	46, 960, 102. 90

2

2021 12 31  
6, 217. 49      2020 12 31      31, 970. 41

3

2021 12 31

5. 3

/

4

2021 12 31

	164, 355, 930. 18			164, 355, 930. 18
	928, 591, 820. 42			928, 591, 820. 42
	1, 802, 345, 868. 73	595, 871, 514. 86	188, 832, 383. 75	2, 587, 049, 767. 34
	140, 577, 581. 00	13, 364, 090. 42	8, 978, 490. 89	162, 920, 162. 31

5

1

		2021		2020	
	5%	581.30	581.30	597.95	597.95
		1.53	-2,828.80	-3.97	-2,854.22
		<b>582.83</b>	<b>-2,247.50</b>	<b>593.98</b>	<b>-2,256.27</b>
	5%	-581.30	-581.30	-597.95	-597.95
		-1.53	2,828.80	3.97	2,854.22
		<b>-582.83</b>	<b>2,247.50</b>	<b>-593.98</b>	<b>2,256.27</b>

2

	2021		2020	
1%	-62.17	-62.17	-376.83	-376.83
1%	62.17	62.17	376.83	376.83

---


" 7 "


" 2 1 "




h





---

# OSST




" 2 "

2013 10 28

" "

6

1981387 1958296 1958736 1958790

1956439 1964768



---

---



016





---

24	12	50%
36	24	50%

24	12	50%
36	24	50%

/	2019	3.6
/	2020	4.35

1 20 9 17

2 5 16

3 12 76 /

4 1 2

5 26 63% 23 76%

6 1 50% 2 10%

7 0 3106% 0 2826%

2020 11 3

2020

2020

2019

/

6

3603

1

---

1

25,000,000.00

96,600,000.00

25,000,000.00

2020 6 30

15,000,000.00

2020 12

i

---

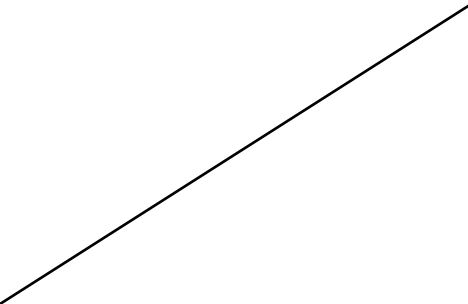






---





---


180




---

[Redacted]

[Redacted]

---





---
